









BUTTONS AND LEDS LIGHTS

1 . Command buttons



SYSTEM & bluetooth[®]

Start		tight press 0,2s
Shutdown		tight press 0,2s
Switch language - (English-French)		long press
Battery level - (sound notification % of battery)		2x short press
Turn device in pairing mode		long press
Reset bluetooth [®]	 	tight press 0,2s

Surrounding management

Activate/deactivate ANC mode - «Active noise cancelling mode»  push ↑ short press

Noise Reduction

Maximum noise-reduction - Put ANC to maximum level  press down and maintain ↓

Adjusted noise reduction - Increases ANC level step by step  press down ↓ and fast release

Aware

Maximum awareness - Put ANC to minimum level  lift and maintain ↑

Adjusted awareness - Decreases ANC level step by step  lift ↑ and fast release

Aware +

Enter/Exit "Face-to-face conversation" - Only if no active call ongoing  short press

telephony

Single Call

Answer call - When call is incoming  short press

Reject call - When call is incoming  long press

Hang up - When call is active  long press

Twin call

Reject twin call - When call is active & twin call is incoming  long press

Accept twin call & end active call - When call is active & twin call is incoming  long press

Accept twin call & hold active call - When call is active & twin call is incoming  short press


Swap call - When several calls are active  long press

Hang up current call - When several calls are active  long press

Mute/Hold




Mute / unmute without the boom-microphone - When call is active  short press

Mute / unmute with the boom-microphone - When call is active  short press


Call on hold - When call is active  short press

media management

Music

- Play/pause music  short press
- Next track  long press
- Previous track  long press



Volume

- Volume increases by 1 step  short press
- Volume decreases by 1 step  short press

Vocal command

- Activate Apple Siri or Google Assistant  long press














manual update mode

- Boot in update mode  ↓ push + power-on
- Reboot device after update mode  short press








2. LED light notifications



power led light

 blinking	SYSTEM : Device is booting
 steady	BATTERY : Strong battery - <i>Device ON</i>
 slow blinking	BATTERY : Charging complete - <i>Device OFF & USB-C plugged</i>
 steady	BATTERY : Moderate battery < 35% - <i>Device ON</i>
 slow blinking	BATTERY : Charging ongoing - <i>Device OFF & USB-C plugged</i>
 steady	 BATTERY : Low battery < 10%, needs charging - <i>Device ON</i>
 blinking	SYSTEM : Device shutdown
 blinking (3≈minutes)	BLUETOOTH [Ⓞ] : Device shutdown
 steady (≈3 seconds)	BLUETOOTH [Ⓞ] : Pairing success
 steady	UPDATE MODE : Update mode active - <i>Waiting for action from the user</i>
 blinking	UPDATE MODE : Update is being processed - <i>Shall not be interrupted</i>
 steady (1 second)	SYSTEM : USB - C plugged - <i>Event</i>

earpads led lights

 steady on both earpads	AWARE+ : Conversation light - <i>Face-to-face conversation ongoing</i>
 steady on both earpads	TELEPHONY : Busy light - <i>Call ongoing or ready for a call</i>
 blinking on both earpads	TELEPHONY : Incoming call
 ≈ 4 secs & device turns off	 SAFETY INTERLOCK : Right cushion not recognized - <i>Refer to troubleshooting</i>
 ≈ 4 secs & device turns off	 SAFETY INTERLOCK : Left cushion not recognized - <i>Refer to troubleshooting</i>

Boom-microphone led light

 steady	TELEPHONY : Busy light - <i>Call ongoing or ready for a call</i>
--	--